

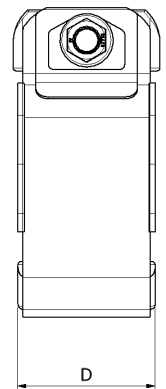
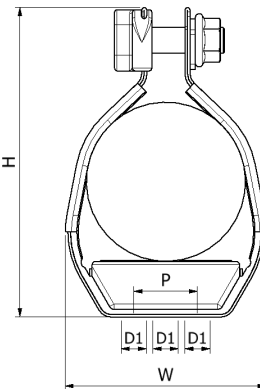
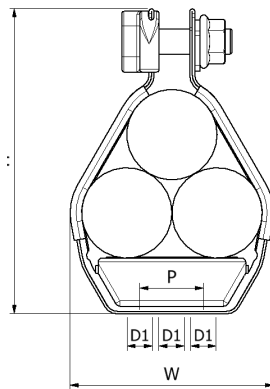
ELLIS

Holding Power

DATA SHEET

VULCAN+™ SINGLE/TREFOIL

- 316L STAINLESS STEEL FRAME AND FIXINGS
- SOFT LSF POLYMERIC LINER PROTECTS CABLE SHEATH
- CAPTIVE CLOSURE FIXINGS FOR FAST INSTALL
- SHORT CIRCUIT AND MECHANICALLY TESTED TO IEC 61914
- ABS AND DNV TYPE APPROVED AND ALSO UL LISTED



PART NO.	CABLE RANGE TREFOIL		CABLE RANGE SINGLE		DIMENSIONS (mm)					WEIGHT (g)
	MIN ϕ (mm)	MAX ϕ (mm)	MIN ϕ (mm)	MAX ϕ (mm)	W	H	D	P	FIXING HOLES (D1)	
VRT+00B	-	-	18	28	64	93	54	N/A	1 x M10	280
VRT+00A	15	18	26	30	64	93	54	N/A	1 x M10	287
VRT+00	19	24	30	42	60	93	54	N/A	1 x M10	251
VRT+01	23	28	38	50	63	98	54	N/A	1 x M10	258
VRT+02	27	32	43	58	72	106	54	N/A	1 x M10	269
VRT+03	30	35	49	64	79	112	54	N/A	1 x M10	279
VRT+04	33	38	55	70	85	118	54	N/A	1 x M10	284
VRT+05	36	42	58	75	96	125	54	N/A	1 x M10	319
VRT+06	40	46	63	84	105	133	54	N/A	1 x M10	331
VRT+07	44	50	73	90	112	140	54	N/A	1 x M10	391
VRT+08	48	55	83	100	121	149	54	N/A	1 x M10	405
VRT+09	51	58	86	104	126	154	54	N/A	1 x M10	411
VRT+10	55	62	88	110	134	162	54	50	3 x M10	442
VRT+11	59	66	90	115	143	170	54	50	3 x M10	453
VRT+12	63	70	100	125	152	177	54	50	3 x M10	460
VRT+13	67	74	107	132	161	185	54	75	3 x M10	524
VRT+14	71	78	120	145	169	192	54	75	3 x M10	536
VRT+15	74	82	125	150	176	199	54	75	3 x M10	542
VRT+16	77	85	132	153	183	205	54	75	3 x M10	544
VRT+17	81	89	136	156	190	216	54	75	3 x M10	618
VRT+18	85	93	139	159	200	225	54	75	3 x M10	628
VRT+19	89	97	142	162	200	235	54	75	3 x M10	637
VRT+20	93	101	160	170	215	240	54	75	3 x M10	646

ELLIS

Holding Power

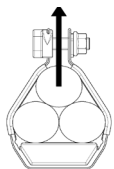
DATA SHEET

VULCAN+™ SINGLE/TREFOIL

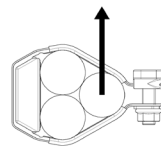
TESTING SUMMARY

Vulcan+ Cleats have been tested in line with the International Standard 'Cable Cleats for Electrical Installations' IEC 61914:2021. Typical results are detailed below, please note that these testing values are maximums and safety factors appropriate to your application should be used:

PROPERTY	CLASSIFICATION CLAUSE IEC 61914	UNITS / CLASSIFICATION	TEST DATA
CLEAT TYPE	6.1.3	COMPOSITE	-
TEMP. FOR PERMANENT APPLICATION	6.2	°C	-40 - 60
UV RESISTANCE	6.5.1.2	XENON ARC METHOD A	PASS
CORROSION RESISTANCE	6.5.2.2	HIGH	316L STAINLESS STEEL HAS≥16% CHROMIUM
IMPACT RATING	6.3.4	VERY HEAVY	PASS
FLAME PROPAGATION TEST	10.0, 10.1	APPLICATION TIME ≥30s	PASS
AXIAL LOAD RATING	6.4.3, 9.4	NEWTONS (N)	280N - TREFOIL 110N - SINGLE
LATERAL LOAD RATING	6.4.2, 9.3	NEWTONS (N)	HORIZONTAL - 200N VER- TICAL -650N
RESISTANCE TO ELECTROMECHANICAL FORCE (SHORT CIRCUIT TESTING)	6.4, 6.4.5, 9.5	CLEATS AT 300MM INTERVALS (WITHSTANDING MORE THAN ONE SHORT CIRCUIT)	134kA (REPORT No. PDL- 18.122.1) CABLE OD= Ø36mm
RESISTANCE TO ELECTROMECHANICAL FORCE (SHORT CIRCUIT TESTING)	6.4, 6.4.5, 9.5	CLEATS AT 600MM INTERVALS (WITHSTANDING MORE THAN ONE SHORT CIRCUIT)	115kA (REPORT No. PDL- 16.164.3) CABLE OD= Ø36mm
RESISTANCE TO ELECTROMECHANICAL FORCE (SHORT CIRCUIT TESTING)	6.4, 6.4.5, 9.5	CLEATS AT 300MM INTERVALS (WITHSTANDING MORE THAN ONE SHORT CIRCUIT)	135kA (REPORT No. PDL- 22.079.04) CABLE OD= Ø36mm PHASE SPACING = 125mm



LATERAL LOAD 'VERTICAL'
DIRECTION



LATERAL LOAD 'HORIZONTAL
DIRECTION'

Listed sizes:
VRT+00 to
VRT+20



Conduit & cable hardware 4CG8 with
AH-2 & wet locations. Listed sizes:
VRT+00 to VRT+18.

LONDON UNDERGROUND
Vulcan+ Cable Cleats are compliant
with the requirements of LUL-1085.
Product register number 361.

ELLIS PATENTS LTD.

www.ellispatents.co.uk

ISSUE 06 11/04/24

2 / 2