

- MANUFACTURED IN MILD STEEL.
- HOT DIPPED GALVANISED AFTER MANUFACTURE.
- SPECIAL DESIGNS AVAILABLE ON REQUEST.
- USED TO HANG CABLES ON WALLS OR SUPPORT STRUCTURES.



TYPE A

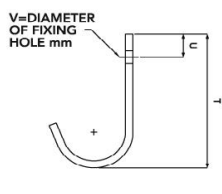


TYPE B

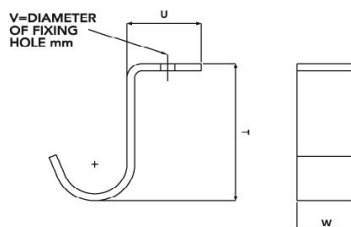


TYPE C

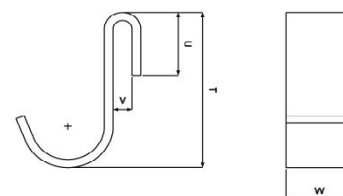
TYPE	PART NO.	MAX CABLE DIAMETER (mm)	DIMENSIONS (mm)			MATERIAL (Size)		PACK QTY	WEIGHT (g)	SWL (Kgs)
			T	U	V	W	Thickness			
TYPE A	SHA1	50	105	25	11	40	6	1	320	200
	SHA2	75	120	25	13	50	6	1	490	250
	SHA3	100	155	25	13	50	6	1	1300	250
TYPE B	SHB1	50	125	55	11	40	6	1	440	200
	SHB2	75	140	60	13	50	6	1	680	250
	SHB3	100	150	60	13	50	6	1	780	250
TYPE C	SHC1	50	125	40	13	40	6	1	460	200
	SHC2	75	140	45	13	50	6	1	700	250
	SHC3	100	150	45	13	50	6	1	780	250



TYPE A



TYPE B



TYPE C

This data sheet is subject to change without notice. The information provided has been generated in laboratory conditions, as such results in use may vary.