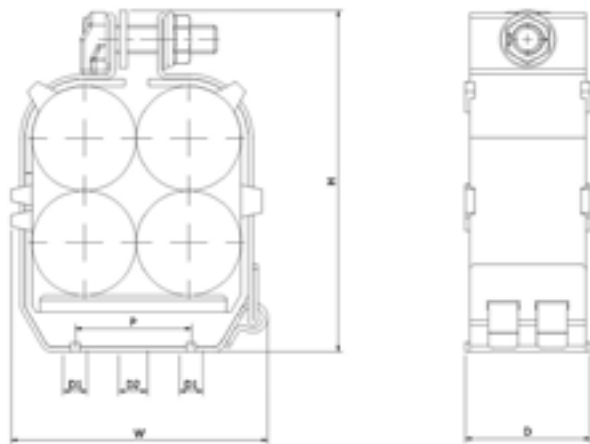


- 316L STAINLESS STEEL FRAME AND FIXINGS
- LSF POLYMERIC LINER PROTECTS CABLE SHEATH
- CAPTIVE CLOSURE FIXINGS FOR FAST INSTALL
- SHORT CIRCUIT AND MECHANICALLY TESTED TO IEC 61914

Patent No. UK Patent GB 233 9237

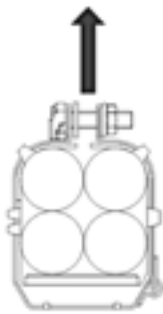


PART NO.	CABLE RANGE		DIMENSIONS (mm)				FIXING HOLES (D1 & D2)	WEIGHT (g)
	MIN ϕ (mm)	MAX ϕ (mm)	W	H	D	P		
EQ19-24	19	24	78.5	107	54	25	2 x M10 + 1 x M12	552
EQ24-28	24	28	78.5	107	54	25	2 x M10 + 1 x M12	423
EQ26-30	26	30	79	113	54	25	2 x M10 + 1 x M12	451
EQ31-36	31	36	92	133	54	25	2 x M10 + 1 x M12	620
EQ36-40	36	40	92	133	54	25	2 x M10 + 1 x M12	495
EQ40-45	40	45	111	147	54	50	2 x M10 + 1 x M12	773
EQ44-49	44	49	111	147	54	50	2 x M10 + 1 x M12	684

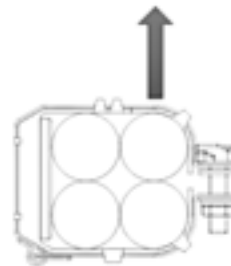
TESTING SUMMARY

Emperor Cleats have been tested in line with the International Standard 'Cable Cleats for Electrical Installations' IEC 61914:2015. Typical results are detailed below, please note that these testing values are maximums and safety factors appropriate to your application should be used:

PROPERTY	CLASSIFICATION CLAUSE IEC 61914	UNITS / CLASSIFICATION	TEST DATA
CLEAT TYPE	6.1.3	COMPOSITE	
TEMP. FOR PERMANENT APPLICATION	6.2	°C	-40 TO +60
CORROSION RESISTANCE	6.5.2.3	OUTDOOR	316L STAINLESS STEEL HAS \geq 16% CHROMIUM
IMPACT RATING	6.3.5	VERY HEAVY	PASS
FLAME PROPAGATION TEST	10.1	APPLICATION TIME \geq 30s	PASS
AXIAL LOAD RATING	6.4.3, 9.4	NEWTONS (N)	300N
LATERAL LOAD RATING	6.4.2, 9.3.1	NEWTONS (N)	HORIZONTAL - 650N VERTICAL - 1000N
RESISTANCE TO ELECTROMECHANICAL FORCE (SHORT CIRCUIT TESTING)	6.4.4, 9.5	CLEATS AT 300MM INTERVALS (WITHSTANDING ONE SHORT CIRCUIT)	195kA (REPORT No. PDL- 09.098.2) TREFOIL* CABLE OD= \varnothing 38mm (IEC 61914:2009)
RESISTANCE TO ELECTROMECHANICAL FORCE (SHORT CIRCUIT TESTING)	6.4.5, 9.5	CLEATS AT 600MM INTERVALS (WITHSTANDING MORE THAN ONE SHORT CIRCUIT)	157.8kA (REPORT No. 2024 10 35 0745-4) QUAD CABLE OD= \varnothing 37.5mm



LATERAL LOAD 'VERTICAL' DIRECTION



LATERAL LOAD 'HORIZONTAL DIRECTION'

This data sheet is subject to change without notice. The information provided has been generated in laboratory conditions, as such results in use may vary. * Trefoil short circuit tests have been carried out as per IEC 61914